

1. Place your paper with the spider pictures face down.

2. Fold in half the long way.





3. Open the paper, then fold in half the short way.

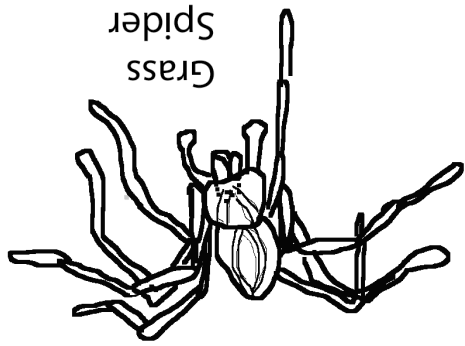
4. Open, turn picture-side up, and fold one short side to the middle.

5. Fold the other short side to the middle.
Now you have 8 boxes for 8 pages of 8-legged friends!

6. Open paper. Refold in half along the short side like you did for number 3, and cut from the folded edge to the next fold line (the length of one box).

7. Grasp the fold and gently pull down to open the cut. Press the pages together along their creases.

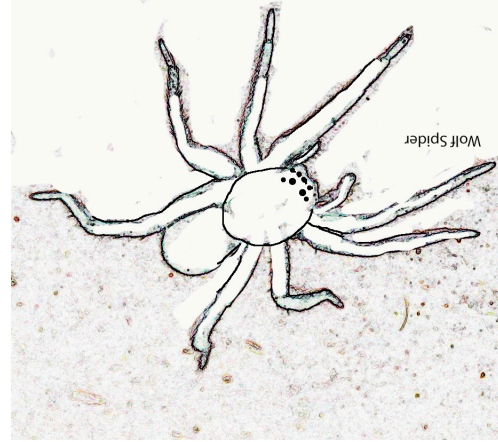





Grass Spider



Bowl and Dolly Spider



Wolf Spider




Golden Silk Orbweaver

Grass spiders wait at the opening of their funnel-shaped webs. Can you complete this scene?

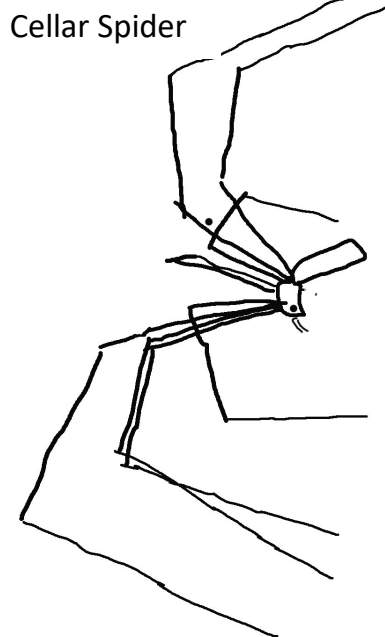
This spider clings upside-down to the bottom of its bowl-shaped, tangled silk web. Can you add the web?

This ground hunter is looking for an insect to eat. Complete the scene!


This spider sits in the middle of its golden orb web. Can you add the web?




Jumping Spider



Cellar Spider



Crab Spider



Spi-ku

A Clutter of Short Verse on Eight Legs

Written by
Leslie Bulion

Illustrated by
Robert Meganck

Jumping spiders can be very colorful!

Can you add this cellar spider's messy, space-filling web?

Crab spiders ambush prey by matching their surroundings, even flowers! Color this scene!

A Fold-Your-Own
SPIDER
Activity Booklet!